


H4 SERIES

HMK 500 LC HD



HIDROMEK





New H4 Series

Innovation coming from experience

Being produced with developed hydraulic system design, HIDROMEK's new H4 Series excavators offer an outstanding performance by working faster, more productively and more efficiently. H4 Series excavators produce more work with less fuel; hence, they are more profitable for their users than ever.

H4
SERIES

Performance.....	6-7
Durability.....	8-11
Safety.....	12-13
Technology.....	14-15
Comfort.....	16-17
HIDROMEK Smartlink - Ease of Service.....	18-19
Technical Features	20-25

The information and images, and equipment presented in this brochure are either standard or optional depending on the configuration. HIDROMEK has the right to modify the specifications and the designs of the model indicated in this brochure without prior notice.





Powerful. Strong. Balanced.

HMK 500 LC HD crawler excavator provides more durability, maximum performance, operator comfort and easy usage due to the strengthened heavy duty type construction in H4 Series and its developed technology. With its robust and balanced structure, it offers smooth and constant working for its user in severe field conditions.

More Sturdier

Owing to the improvements made in arm and boom structure, undercarriage and attachment groups by using more durable materials in H4 Series, HMK 500 LC HD has a more durable structure and offers high performance and long-life usage providing the strength and durability needed in marble quarries, mines and large construction sites.



For product video



HIDROMEK


500

HMK 500 LC HD




More durable

Produced to have reinforced heavy duty construction considering maximum performance, long life and smooth operation in severe field conditions, HÍDROMEK excavators ensure more durability with the improvements made in the new H4 Series.





① More durable anti-wearing plates (Hardox 450 HB)



② Optimized bucket form




③ Reinforced arm supporting parts



④ Reinforced casting tip



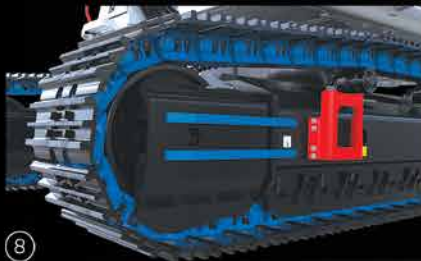
⑤ Heavy duty arm



⑥ Reinforced boom structure



⑦ Reinforced boom cylinder cast bearing



⑧ Reinforced lowerframe and undercarriage components

Reinforced heavy duty construction

With their reinforced heavy duty construction produced at HIDROMEK's modern production facilities and going through sensitive quality-control processes, H4 Series excavators have excellent durability.

Bronze-Graphite Bushings



Bronze-graphite bushings used in boom-arm and boom-frame connection points increase the lubrication period, and greatly prevent the wear of the pins because of graphite, having a very high grease absorption and retention capability, embedded in the inner structure of the bushings.



HIDROMEK

500

HMK 500 LC HD

Safe working environment

FOPS cabin

Having the standard of FOPS (Falling Object Protective Structure), H4 Series excavators provide maximum safety and durability.

Wide vision capacity

Designed with giving special importance to occupational safety, H4 Series ensure excellent vision by minimizing the blind spot on the side and rear cameras. Along with the increase in the number of led headlights, the night vision is significantly improved on H4 Series excavators; in addition, there are also red handles and warning labels providing maximum safety for the operator.

Audio warning systems

H4 Series excavators enable safer working environment with their automatic starting horn, swing warning system and travel warning system.

Flame holder system

Where sparks are dangerous, regeneration inhibit feature is activated from the cabin, so flame from the exhaust is prevented temporarily.





Shaped with technology

Electronic system of H4 Series excavators designed to protect the engine and hydraulic components to provide fuel saving and superior performance.

Automatic stop system

In the new series, automatic stop system through configurable idling and stopping times provides fuel saving by stopping the engine after the machine is on idle. Automatic stop system in H4 Series helps to decrease the operational costs to minimum, and contributes to saving the environment.

Safe fuel transfer pump

“Safe fuel transfer pump” added to H4 Series stops the pump automatically when the tank is full and this feature gets activated also when the pump does not transfer fuel for 30 seconds, and ensures that the pump stops automatically.

Power boost technology

In H4 Series, power boost technology gets activated automatically in the conditions when the machine needs extra power, and ensures that the machine has the proper performance for the work.

8” Touch control panel

8 inch touch control panel is positioned ergonomically at a point that the operator can easily reach it. Touch control panel having high quality hardware and a large screen easily enables to control the machine features and access to machine information.

The features of touch control panel:

- It offers multi-language option
- Music system is integrated into 8” touch control panel.
- It allows the operator to adjust the flow required for the attachment without leaving the cab and save this information for 20 different attachments.
- During travel, rear and side view cameras with improved image quality and activated automatically can be controlled.
- Information on the average and instant fuel consumption can be obtained.
- Information on status such as atmospheric pressure, turbo boost pressure, fuel pressure and hydraulic pump pressure can be obtained.
- User can acquire working hour information such as work, attachment and travel.
- Maintenance registries can be obtained, and the user is warned when the maintenance time approaches.
- Failure codes and registries can be obtained.
- Audio warning systems can be controlled.





OPERA, the guide of the field

H4 Series excavators are equipped with Opera (HIDROMEK Operator Interface) for the operator to use the machine easily, and feel comfortable and relaxed as he is in an office environment.

Functions to be controlled by means of Opera

- Engine RPM control
- Access to control panel menu
- Functions of lights, windshield wipers and rear view camera
- Music system control
- Auto stop control of the engine to ensure maximum fuel economy during low idle
- On H4 Series machines, the preheating system available to protect the engine and hydraulic systems can be controlled via Opera.

The aesthetic design of power

The seat ergonomic, heated, air suspended and having 35 degrees adjustable backrest angle is provided in H4 Series, and it enables the operator to work comfortably and without getting tired for long working hours.

H4 Series which has many features* such as proportional control pedals and joysticks, throttle control dial, operator touch screen, interior light, cup holder and heating-cooling box give more importance to user comfort.

HIDROMEK

* Other features for user comfort on H4 Series machines can be found on page 21.

Office comfort in construction equipment

Automatic air conditioning system

Air vents and air conditioning system which can automatically adjust itself according to the ambient heat located in the redesigned cabin provide the best cooling performance in its class by 30%.

Wide angle view

On the new series machines, the new two-piece windshield wiper system designed for creating more comfortable work environment provides a wide angle view which increases the work efficiency of the user.

Led headlights for night vision

Led headlights on new H4 Series machines improve the night vision, and enable the operator to work more safely and comfortably.

Dampers

By using 6 silicone dampers on H4 Series excavators, noise, shock and vibration are absorbed and prevented from being transmitted to the cabin under any working condition.



You have the control with HÍDROMEK **SmartLink**

Telematic system HÍDROMEK Smartlink allows the user to easily access to machine location and technical information via computer and mobile phone.

Follow the work time and location of your machine through HÍDROMEK Smartlink!

Through GPS tracking system, it is possible to track the location and the work time intervals of the machine.

Analyze your fuel consumption through HÍDROMEK Smartlink!

It is possible to analyze fuel consumption according to the working conditions of the machine and daily fuel parameters.

Check the works for which your machine has been used through HÍDROMEK Smartlink!

Through working mode information, it is possible to see the daily and total working hours of the machine for excavation and leveling and with crusher or with other optional attachments besides the power mode information and the speed ranges.

Follow your machine's maintenance through HÍDROMEK Smartlink!

Under the Alerts list, the machine's upcoming maintenance can be checked while the information of the nearest authorized service can be obtained, and it can be contacted.

Contact the nearest authorized service or regional service through HÍDROMEK Smartlink!

With the application, it is possible to obtain the information on Regional and Authorized Services of HÍDROMEK After Sales Services as well as the directions to them.

Have performance reports for the selected periods of time for your machines through HÍDROMEK Smartlink!

For any selected periods of time, it is possible to have a report on daily fuel consumption, average fuel consumption, power and working modes, daily work time intervals and locations.



To download Smartlink application





Easy maintenance and fast service for H4 Series through safe and easy access

H4 Series excavators, designed considering fast access to hydraulic and engine equipment, provide easy maintenance and service. Most of the maintenance can be easily carried out without getting on the machine, which shortens the service time and increases machine work time.

Automatic greasing system ensures that all parts of the machine can be lubricated from one single center.



ENGINE

Brand & Model	ISUZU-6UZ1X
Type	Water cooled, 4 cycles, 6 cylinders, inline, diesel engine with direct injection, turbocharger and intercooler
Power Gross	362 HP (270 kW) @2000 rpm / SAE J1995
Maximum Gross Torque	1650 Nm @1300 rpm
Displacement	9839 cc
Bore x Stroke	ø 120 mm x 145 mm
Emission Class	EU: Stage V

HYDRAULIC SYSTEM

MAIN PUMP

Type	2 axial piston pumps with variable displacement and swashplate
Max. Flow Rate	2 x 366 L/min
Pilot Pump	Gear type, 28,5 L/min

WORKING PRESSURE

Attachment	330 kgf/cm ²
Power Boost	355 kgf/cm ²
Travel	330 kgf/cm ²
Swing	330 kgf/cm ²
Pilot	40 kgf/cm ²

HYDRAULIC CYLINDERS

Boom	2 x ø 170 x ø 115 x 1.650 mm
Arm	1 x ø 190 x ø 130 x 1.870 mm
Bucket	1 x ø 170 x ø 120 x 1.335 mm

SWING SYSTEM

Swing motor	Fixed swashplate piston motor integrated with super shock absorber valve
Reduction	2 stage, planetary gear type
Swing Brake	Hydraulic disc type, pilot operated and automatically released
Swing Speed	8,3 rpm

LOWER FRAME

Construction	"X" type lower frame with pentagon shaped box type side frames
Shoe	Triple grouser
No. of Shoes	2 x 50 pieces
No. of Lower Rollers	2 x 9 pieces
No. of Upper Rollers	2 x 2 pieces
Full Trackguard	Complete
Track Tensioner	Hydraulic type with spring cushioning

ELECTRICAL SYSTEM

Voltage	24 V
Battery	2 x 12 V / 165 Ah
Alternator	24 V / 50 A
Starter Motor	24 V / 5,5 kW

TRAVEL AND BRAKES

Travel	Fully hydrostatic
Travel Motor	Axial piston motor with 2 speed stages and swashplate
Reduction	2 stage, planetary gear type
Travel Speed	High Speed 4,70 km/h Low Speed 2,85 km/h
Max. Traction	35.250 kgf
Gradeability	35° (%70)
Parking Brake	Hydraulic disc type, pilot operated and automatically released
Ground Pressure (With 600 mm Shoe)	0,90 kgf/cm ²

FILLING CAPACITIES

Fuel Tank	655 L	Engine Cooling System	65 L
Hydraulic Tank	370 L	Engine Oil	36,5 L
Hydraulic System	615 L	Urea	70 L

OPERATING WEIGHT (kg)

HMK500 LC HD	51.900
--------------	--------

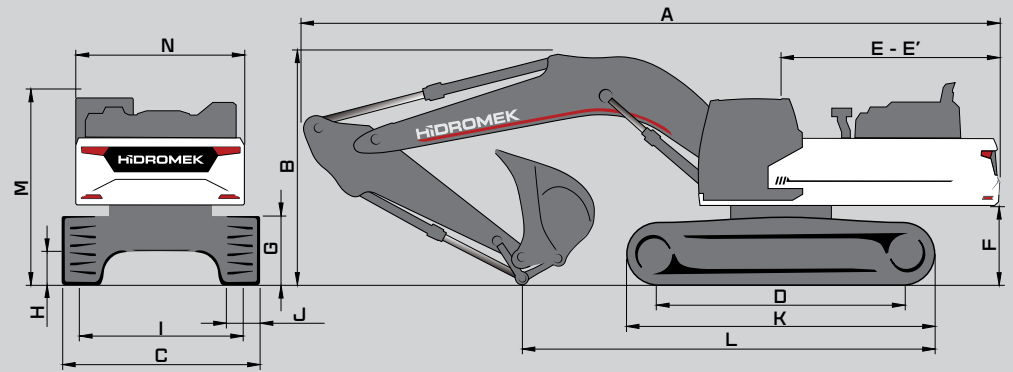
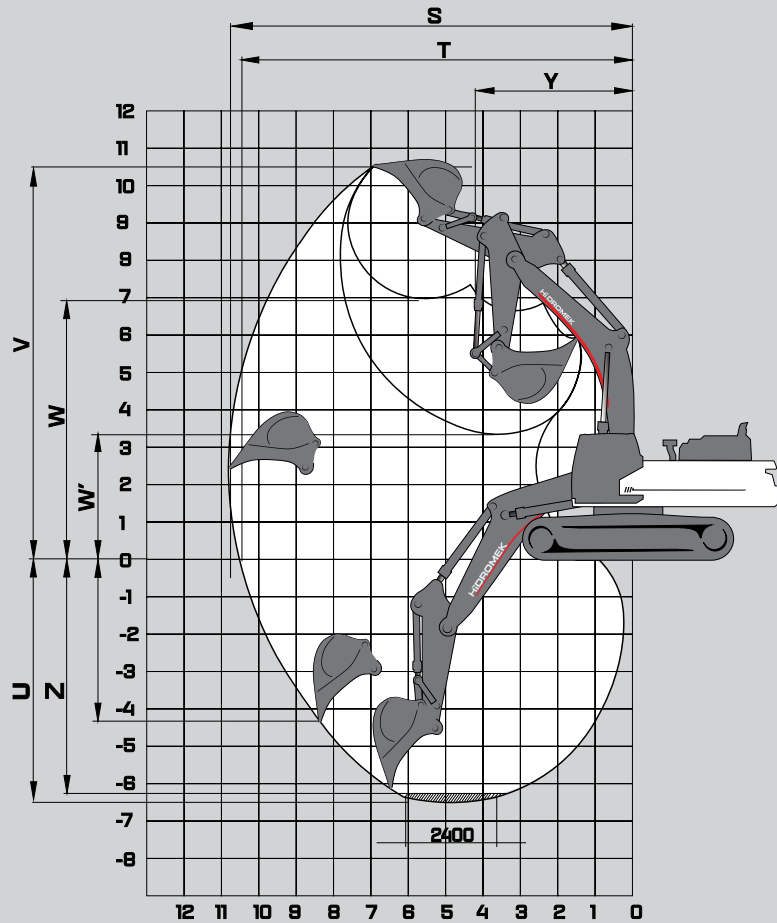
EQUIPMENT

HMK 500 LC HD

Engine	Standard	Optional
Water cooled diesel engine with turbocharger and intercooler	●	
Engine pre-heat function	●	
Automatic idling	●	
One touch auto-idle system	●	
Automatic stop function	●	
Two-stage air filter	●	
Air filter clogged indicator	●	
Low engine pressure warning system	●	
Overheat warning system	●	
Adjustable power modes	●	
High altitude working function	●	
Electronical engine control	●	
Hydraulic System		
Boom and arm regeneration valve	●	
Automatic power boost	●	
Smooth boom feature		0
Main hydraulic filter	●	
Backup ports (valve)	●	
Cylinder cushioning and contamination seals	●	
Single-acting hydraulic line, breaker		0
Double- acting hydraulic line, crusher		0
Additional line		0
Quick coupling line		0
Attachment settings through instrument panel		0
OPERATOR'S CAB		
Pressurized and sound isolated cabin	●	
Air-conditioning	●	
Air-suspension seat	●	
Heated seat		0
Operator touch screen	●	
Opera control system	●	
Throttle control dial	●	
Automatic travel speed (low / high)	●	
3 different working modes	●	
Sliding windscreen and removable lower windscreen	●	
Openable left door window	●	
Upper and lower windshield wiper	●	
Joysticks and pedals	●	
Travel pedals and control levers	●	
Electric horn	●	
Intrerior light	●	
Cup-holder	●	
Convenient storage	●	
Convenient storage (for equipment)	●	
Heating & Cooling box	●	
Easy-cleaned floor	●	
12V power socket	●	
Computer connection port	●	
Radio / mp3 / usb / Aux	●	
Detachable Movement Levers		0

Lower Frame	Standard	Optional
Track width options 600 HD / 750		0
Lubricated and sealed track components	●	
Dozer blade		0
Mooring points for shipment	●	
Safety		
FOPS (Falling Object Protective Structure)	●	
Rear view camera	●	
Side view camera		0
Right and left rear view mirrors	●	
Working lamps	●	
LED working lamps		0
Rotating beacon		0
Swing and travel alarm		0
Emergency engine stop switch	●	
Pilot operated and automatically released swing brake	●	
Boom and arm cylinder safety valve		0
Overload warning system		0
Battery cut-off switch	●	
Handrails by the steps and on the upper frame	●	
Perforated metal non-slip plates	●	
Safety locking device	●	
Safety glass	●	
Emergency hammer	●	
Lockable fuel tank cover	●	
Upper and lower guards for windshield		0
Operator's cab ceiling guard		0
Miscellaneous		
Telematic system (HÍDROMEK Smartlink)		0
GEO System		0
Fuel transfer pump with automatic stop	●	
Water sensor on fuel pre-filter	●	
Bio oil B7	●	
Alternator - Battery	●	
Battery Charge Indicator	●	
Automatic lubrication system		0
Working lamp guards		0
Hydraulic breaker return line filter		0
Double pump combination function		0
Choosing single or double acting attachment on the instrument panel		0
Choosing the control method for the optional attachment		0
Boom cylinder piping guard		0
Bucket cylinder rod guard		0
Warning horn	●	
Counterweights		0

● STANDARD 0 OPTIONAL



DIMENSIONS

		LC HD			
		*6,30	2,90	2,90	3,30
BOOM (m)					
ARM (m)		*2,60	2,90	2,90	3,30
GENERAL DIMENSIONS (mm)	A) Overall Length	11.840	11.850	12.450	12.440
	B) Overall height (to top of boom)	3.860	3.990	3.950	4.160
	C) Overall Width	3.500			
	D) Distance between tumbler	4.400			
	E) Distance from center of swing to rear end	3.985			
	E') Tail swing radius	4.005			
	F) Counterweight Clearance	1.385			
	G) Track Height	1.230			
	H) Ground Clearance	600			
	I) Track Gauge	2.900			
	J) Shoe Width	600			
	K) Track Length	5.500			
	L) Length on ground (transport)	6.910	6.740	7.500	7.310
	M) Overall height of cab	3.360			
N) Overall width of upperstructure	2.990				
WORKING RANGES (mm)	S) Maximum Digging Reach	10.770	11.040	11.680	12.040
	T) Maximum Digging Reach on Ground Level	10.490	10.770	11.430	11.800
	U) Maximum Digging Depth	6.480	6.780	7.180	7.580
	V) Maximum Digging Height	10.510	10.630	11.340	11.530
	W) Maximum Dumping Height	6.940	7.060	7.710	7.880
	W') Minimum Dumping Height	3.330	3.040	3.590	3.190
	X) Maximum Vertical Digging Depth	4.470	4.740	5.280	5.740
	Y) Minimum Swing Radius	4.320	4.380	4.660	4.750
	Z) Maximum Digging Depth (2440 mm level)	6.300	6.610	7.020	7.430

* Standard

FORCES

		LC HD			
BOOM (m)		*6,30		6,90	
ARM (m)		*2,60	2,90	2,90	3,30
SAE	Bucket Digging Force	21.700			
	Bucket Digging Force (Power Boost)	23.700			
	Arm Crowd Force	23.600	22.100	22.100	20.500
	Arm Crowd Force (Power Boost)	25.700	24.200	24.200	22.400
ISO	Bucket Digging Force	26.500			
	Bucket Digging Force (Power Boost)	28.500			
	Arm Crowd Force	25.600	23.400	23.400	21.600
	Arm Crowd Force (Power Boost)	27.600	25.600	25.600	23.600

A- Material density less than 2.000 kg/m³
 B- Material density less than 1.800 kg/m³
 C- Material density less than 1.500 kg/m³
 D- Material density less than 1.200 kg/m³

* Standard

STANDARD BUCKET



Width	1980 mm
Capacity (SAE)	*3,2 m ³
Weight	3.080 kg
Number of Teeth	5
ARM	6.3 BOOM 6.9 BOOM
	*2,60 m B D
	2,90 m C D

OPTIONAL BUCKET SELECTION SCHEME

General Purpose Bucket



1900 mm		1.800 mm	
3,0 m ³		2,70 m ³	
2.810 kg		2.700 kg	
5		5	
6.3 BOOM	6.9 BOOM	6.3 BOOM	6.9 BOOM
A	B	A	B
B	C	A	C

Heavy Duty Type Bucket



1.800 mm		1.800 mm		1.950 mm		1.900 mm	
2,70 m ³		2,70 m ³		3,0 m ³		3,0 m ³	
2.720 kg		2.780 kg		2.850 kg		2.950 kg	
4		5		4		5	
6.3 BOOM	6.9 BOOM	6.3 BOOM	6.9 BOOM	6.3 BOOM	6.9 BOOM	6.3 BOOM	6.9 BOOM
A	B	A	B	B	C	B	C
A	C	A	C	B	D	B	D

* Standard

HEAVY DUTY

QUICK COUPLER



ROCK TYPE BUCKET



RIPPER



CLEANING BUCKET



ATTACHMENTS

LIFTING CAPACITY (kg)												HMK500 LC HD			
	Boom: 6,3 m		Arm: 2,6 m		Without bucket		STD, 600 mm		CW: 8300 kg				📏 : Front	📏 : Side	
A, m	1,5		3,0		4,5		6,0		7,5		9,0		Maximum Reach		
B, m	📏	📏	📏	📏	📏	📏	📏	📏	📏	📏	📏	📏	📏	📏	R, m
9,0													*13800	*13800	5,54
7,5							*13150	*13150					*13000	*12900	7,00
6,0							*14100	*14100	*12950	11350			*12800	10400	7,90
4,5					*20750	*20750	*15900	15450	*13650	11000			*12900	9100	8,44
3,0							*17950	14550	*14650	10550			*13050	8500	8,69
1,5							*19500	13900	*15450	10200			12900	8350	8,66
0 (Ground)					*27000	20850	*20000	13500	*15700	10000			13450	8650	8,36
-1,5			*25350	*25350	*25350	21000	*19300	13550	*14950	10000			*14250	9600	7,76
-3,0			*28500	*28500	*22100	21400	*16900	13850					*14450	11750	6,77

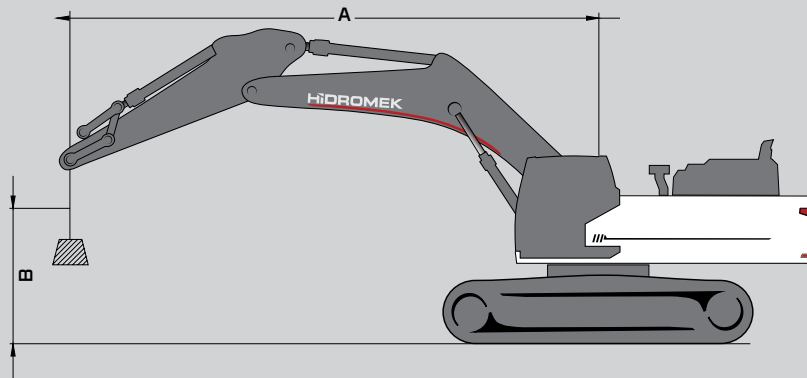
LIFTING CAPACITY (kg)												HMK500 LC HD			
	Boom: 6,3 m		Arm: 2,9 m		Without bucket		STD, 600 mm		CW: 8300 kg				📏 : Front	📏 : Side	
A, m	1,5		3,0		4,5		6,0		7,5		9,0		Maximum Reach		
B, m	📏	📏	📏	📏	📏	📏	📏	📏	📏	📏	📏	📏	📏	📏	R, m
9,0													*12900	*12900	5,96
7,5													*12300	12000	7,33
6,0							*13450	*13450	*12400	11400			*12200	9800	8,20
4,5					*19700	*19700	*15300	*15300	*13200	11050			*12350	8650	8,72
3,0					*24300	22350	*17500	14650	*14250	10600			12450	8100	8,95
1,5					*26900	21200	*19150	13950	*15200	10200			12300	7950	8,93
0 (Ground)					*27150	20800	*19900	13550	*15600	9950			12750	8200	8,64
-1,5			*24250	*24250	*25850	20850	*19450	13450	*15150	9900			*13750	9000	8,06
-3,0			*30550	*30550	*22950	21200	*17500	13650					*14050	10850	7,11
-4,5					*17350	*17350							*13650	*13650	5,61

LIFTING CAPACITY (kg) **HMK500 LC HD**

	Boom: 6,9 m		Arm: 2,9 m		Without bucket		STD, 600 mm		CW: 8300 kg				: Front : Side		
A, m	1,5		3,0		4,5		6,0		7,5		9,0		Maximum Reach		
B, m															R, m
9,0							*12450	*12450					*12450	*12450	6,52
7,5							*12550	*12550	*11850	*11450			*11850	10700	7,79
6,0					*17100	*17100	*13850	*13850	*12250	11150			*11700	8900	8,61
4,5							*15850	14900	*13150	10700	*11800	8050	*11750	7900	9,10
3,0							*17850	13950	*14200	10200	*12100	7800	11450	7400	9,33
1,5							*19150	13300	*15000	9800	11900	7600	11300	7250	9,31
0 (Ground)							*19400	13000	*15250	9550	11800	7500	11700	7500	9,03
-1,5					*24000	20300	*18700	13000	*14800	9550			*12650	8150	8,48
-3,0			*29850	*29850	*21250	20650	*16850	13250	*12950	9800			*12700	9650	7,58
-4,5					*16550	*16550	*12700	*12700					*12100	*12100	6,20

LIFTING CAPACITY (kg) **HMK500 LC HD**

	Boom: 6,9 m		Arm: 3,3 m		Without bucket		STD, 600 mm		CW: 8300 kg				: Front : Side		
A, m	1,5		3,0		4,5		6,0		7,5		9,0		Maximum Reach		
B, m															R, m
9,0													*10850	*10850	7,40
7,5									*10600	*10600			*10550	9250	8,53
6,0							*12500	*12500	*11200	*11200	*10550	8300	*10600	7850	9,29
4,5					*19250	*19250	*14550	*14550	*12250	10800	*10950	8100	*10600	7050	9,75
3,0							*16750	14150	*13400	10250	*11550	7800	10300	6650	9,96
1,5							*18400	13350	*14400	9750	11800	7500	10150	6500	9,94
0 (Ground)					*21800	19850	*19150	12900	*14950	9450	11600	7350	10450	6650	9,68
-1,5			*16400	*16400	*25150	19850	*18950	12800	*14900	9350	11550	73050	11300	7150	9,17
-3,0			*27550	*27550	*22950	20150	*17700	12900	*13850	94600			*11900	8200	8,35
-4,5			*24750	*24750	*19200	*19200	*14850	13300					*11800	10500	7,12



A Load Radius
 B Load Point Height
 C Lifting Capacity

1. The above loads are in compliance with SAE J1097 and ISO 10567 Hydraulic Excavator Lifting Capacity Standards
2. The load point is the center-line of the bucket pivot mounting pin on the arm
3. Lifting capacity cannot exceed 75% of tipping capacity or 87% of hydraulic capacity.
4. (*) indicates load limited by hydraulic capacity.

HİDROMEK®

HEAD OFFICE

Address: Ahi Evran OSB Mahallesi,
Osmanlı Caddesi, No:1, 06935
Sincan-ANKARA/TÜRKİYE

Phone : +90 312 267 12 60

Fax : +90 312 267 12 39

E-mail: export@hidromek.com.tr

AFTER SALES SERVICE

Address: İstanbul Yolu 17. Km,
Şehit Osman Avcı Mahallesi,
No: 479, Etimesgut-ANKARA/TÜRKİYE

Phone : +90 312 280 87 40

Fax : +90 312 280 87 48

HİDROMEK® WEST

HIDROMEK MAQUINARIA DE CONSTRUCCION ESPAÑA S.L.

Address: Avenida Del Progres 7 08840 –
Viladecans Barcelona/ SPAIN

Phone : +34 93 638 84 65

E-mail : info@hidromek.es

HİDROMEK® JAPAN

Address: 5-10, Hashimoto 6-chome,
Midori-Ku, Sagamihara,
Kanagawa, 252-0143 JAPAN

Phone : +81 42 703 0261

Fax : +81 42 703 0262

E-mail : Kiyoko.Shinoda@hidromek.com

HİDROMEK® RUS

Address: 72, Zhivopisnaya str, Building A,
village Oktyabrskiy,
Krasnodar, 350032, RUSSIA

Phone : +7 861 290 3007

E-mail : hidromekrus@hidromek.ru

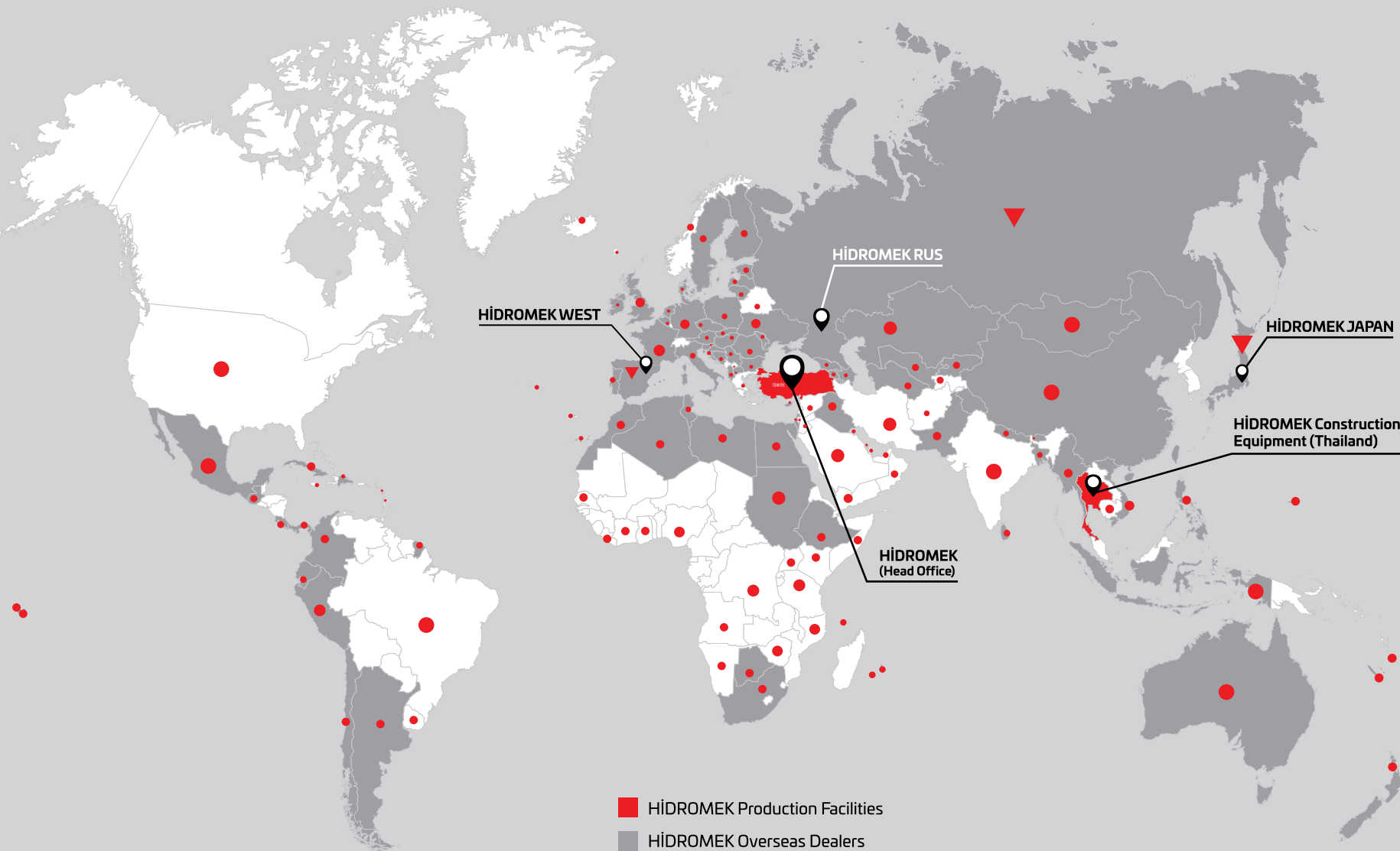
HİDROMEK® HCE

HİDROMEK Construction Equipment (Thailand) Ltd.

Address: Amata City Chonburi Industrial Estate Phase 7,
No. 700/669 Moo 1, T.Phanthong,
A.Phanthong, Chonburi 20160, TAYLAND

Phone : +66 38 447 349

Fax : +66 38 447 355



HÍDROMEK WEST

HÍDROMEK RUS

HÍDROMEK JAPAN

HÍDROMEK Construction Equipment (Thailand)

HÍDROMEK (Head Office)

- HÍDROMEK Production Facilities
- HÍDROMEK Overseas Dealers
- ▼ HÍDROMEK Overseas Sales and Aftersales Services Points
- Countries HÍDROMEK Machines Running

HIDROMEK®

Together Stronger

www.hidromek.com

[f hidromek.tr](https://www.facebook.com/hidromek.tr) [X Hidromek](https://x.com/Hidromek) [ig hidromekofficial](https://www.instagram.com/hidromekofficial) [yt HidromekTv](https://www.youtube.com/HidromekTv) [in company/hidromek](https://www.linkedin.com/company/hidromek)

ENG - NOVEMBER 2024 / 111124 - Y

