

# H4 SERIES

## HMK150WR



**HIDROMEK**





# New H4 Series

Innovation coming from experience

Being produced with a developed hydraulic system design, **HMK150WR** wheel excavator, belonging to **HIDROMEK's new H4 Series**, offers an outstanding performance by working fast, productively and efficiently.

Ensuring comfortable operating in narrow fields thanks to its short swing radius, **HMK 150 W R** provides an enjoyable and smooth working opportunity in urban or off-road areas with its durable and balanced structure, easy usage, operator comfort and safe working environment.

# H4

SERIES



Performance.....	6-7
Durability.....	8-11
Safety.....	12-13
Technology.....	14-15
Comfort.....	16-17
HIDROMEK Smartlink - Ease of Service.....	18-19
Technical Features .....	20-25

The information and images, and equipment presented in this brochure are either standard or optional depending on the configuration. HIDROMEK has the right to modify the specifications and the designs of the model indicated in this brochure without prior notice.





HIDROMEK

HMK150 WR

150

HIDROMEK



# HMK 150 WR

## Versatile!

Providing comfortable working opportunity in many fields thanks to its shorter tail structure compared to standard designed machines and the advantage of the usage with different attachments, HMK 150 W R wheel excavator makes work easier by providing maximum performance, easy usage and operator comfort through its high technology and durable structure.

## Operational

With its fast hydraulic movements thanks to the developed hydraulic system design of H4 Series, HMK 150 W R ensures operations in different fields to be completed in a short time with low cost thanks to its work cycle times, short swing radius and working dimensions.

## Innovative

HMK 150 W R wheel excavator which has a superior technology and equipment, offers an ergonomic working environment by providing maximum comfort to its users through its advantages of easy and safe usage.



# More durable

Produced to have reinforced heavy duty construction considering maximum performance, long life and smooth operation in severe field conditions, HİDROMEK excavators ensure more durability with the improvements made in the new H4 Series.






# Reinforced heavy duty construction

With their reinforced heavy duty construction produced at HİDROMEK's modern production facilities and going through sensitive quality-control processes, H4 Series excavators have excellent durability.

Bronze-graphite bushings used in boom-arm and boom-frame connection points increase the lubrication period, and greatly prevent the wear of the pins because of graphite, having a very high grease absorption and retention capability, embedded in the inner structure of the bushings.





# Safe working environment

## ROPS&FOPS cabin

Having the standards of ROPS (Roll Over Protective Structure) & FOPS (Falling Object Protective Structure), H4 Series excavators provide maximum safety and durability.

## Wide vision capacity

Designed with giving special importance to occupational safety, H4 Series ensure excellent vision by minimizing the blind spot on the side and rear cameras. Along with the increase in the number of led headlights, the night vision is significantly improved on H4 Series excavators; in addition, there are also red handles and warning labels providing maximum safety for the operator.


## Audio warning systems

H4 Series excavators enable safer working environment with their automatic starting horn, swing warning system and travel warning system.

## Flame holder system

Where sparks are dangerous, regeneration inhibit feature is activated from the cabin, so flame from the exhaust is prevented temporarily.





# Shaped with technology

Electronic system of H4 Series excavators designed to protect the engine and hydraulic components to provide fuel saving and superior performance.

## Automatic stop system

In the new series, automatic stop system through configurable idling and stopping times provides fuel saving by stopping the engine after the machine is on idle. Automatic stop system in H4 Series helps to decrease the operational costs to minimum, and contributes to saving the environment.

## Safe fuel transfer pump

“Safe fuel transfer pump” added to H4 Series stops the pump automatically when the tank is full and this feature gets activated also when the pump does not transfer fuel for 30 seconds, and ensures that the pump stops automatically.

## Power boost technology

In H4 Series, power boost technology gets activated automatically in the conditions when the machine needs extra power, and ensures that the machine has the proper performance for the work.

## 8” Touch control panel

8 inch touch control panel is positioned ergonomically at a point that the operator can easily reach it. Touch control panel having high quality hardware and a large screen easily enables to control the machine features and access to machine information.

The features of touch control panel:

- It offers multi-language option
- Music system is integrated into 8” touch control panel.
- It allows the operator to adjust the flow required for the attachment without leaving the cab and save this information for 20 different attachments.
- Selection of double or single acting line can also be done over the user panel.
- During travel, rear and side view cameras with improved image quality and activated automatically can be controlled.
- Information on the average and instant fuel consumption can be obtained.
- Information on status such as atmospheric pressure, turbo boost pressure, fuel pressure and hydraulic pump pressure can be obtained.
- User can acquire working hour information such as work, attachment and travel.
- Maintenance registries can be obtained, and the user is warned when the maintenance time approaches.
- Failure codes and registries can be obtained.
- Audio warning systems can be controlled.





# OPERA, the guide of the field

H4 Series excavators are equipped with Opera (HIDROMEK Operator Interface) for the operator to use the machine easily, and feel comfortable and relaxed as he is in an office environment.

## Functions to be controlled by means of Opera

- Engine RPM control
- Access to control panel menu
- Functions of lights, windshield wipers and rear view camera
- Music system control
- Auto stop control of the engine to ensure maximum fuel economy during low idle
- On H4 Series machines, the preheating system available to protect the engine and hydraulic systems can be controlled via Opera.

# The aesthetic design of power

The seat ergonomic, heated, air suspended and having 35 degrees adjustable backrest angle is provided in H4 Series, and it enables the operator to work comfortably and without getting tired for long working hours.

H4 Series which has many features\* such as proportional control pedals and joysticks, throttle control dial, operator touch screen, interior light, cup holder and heating-cooling box give more importance to user comfort.

\* Other features for user comfort on H4 Series machines can be found on page 21.



# Office comfort in construction equipment

## Automatic air conditioning system

Air vents and air conditioning system which can automatically adjust itself according to the ambient heat located in the redesigned cabin provide the best cooling performance in its class by 30%.

## Wide angle view

On the new series machines, the new two-piece windshield wiper system designed for creating more comfortable work environment provides a wide angle view which increases the work efficiency of the user.

## Led headlights for night vision

Led headlights on new H4 Series machines improve the night vision, and enable the operator to work more safely and comfortably.

## Dampers

By using 6 silicone dampers on H4 Series excavators, noise, shock and vibration are absorbed and prevented from being transmitted to the cabin under any working condition.



# You have the control with HÍDROMEK **SmartLink**

Telematic system HÍDROMEK Smartlink allows the user to easily access to machine location and technical information via computer and mobile phone.

## **Follow the work time and location of your machine through HÍDROMEK Smartlink!**

Through GPS tracking system, it is possible to track the location and the work time intervals of the machine.

## **Analyze your fuel consumption through HÍDROMEK Smartlink!**

It is possible to analyze fuel consumption according to the working conditions of the machine and daily fuel parameters.

## **Check the works for which your machine has been used through HÍDROMEK Smartlink!**

Through working mode information, it is possible to see the daily and total working hours of the machine for excavation and leveling and with crusher or with other optional attachments besides the power mode information and the speed ranges.

## **Follow your machine's maintenance through HÍDROMEK Smartlink!**

Under the Alerts list, the machine's upcoming maintenance can be checked while the information of the nearest authorized service can be obtained, and it can be contacted.

## **Contact the nearest authorized service or regional service through HÍDROMEK Smartlink!**

With the application, it is possible to obtain the information on Regional and Authorized Services of HÍDROMEK After Sales Services as well as the directions to them.

## **Have performance reports for the selected periods of time for your machines through HÍDROMEK Smartlink!**

For any selected periods of time, it is possible to have a report on daily fuel consumption, average fuel consumption, power and working modes, daily work time intervals and locations.



To download Smartlink application



## Easy maintenance and fast service for H4 Series through safe and easy access

H4 Series excavators, designed considering fast access to hydraulic and engine equipment, provide easy maintenance and service. Most of the maintenance can be easily carried out without getting on the machine, which shortens the service time and increases machine work time.

Automatic greasing system ensures that all parts of the machine can be lubricated from one single center.



## ENGINE

<b>Brand &amp; Model</b>	DEUTZ TCD 4.1
<b>Type</b>	Water cooled, 4 cycles, 4 cylinders, inline, diesel engine with direct injection, turbocharger and intercooler
<b>Power Gross</b>	141 HP (105 kW) @2000 rpm / SAE J1995
<b>Maximum Gross Torque</b>	550 Nm @1600 rpm
<b>Displacement</b>	4038 cc
<b>Bore x Stroke</b>	Ø 101 x 126 mm
<b>Emission Class</b>	Stage V / Tier 4 Final (EU/EPA)

## HYDRAULIC SYSTEM

### MAIN PUMP

<b>Type</b>	2 axial piston pumps with variable displacement and swashplate
<b>Max. Flow Rate</b>	2 x 157 L/min
<b>Pilot Pump</b>	Gear type 20 L/min

### WORKING PRESSURE

<b>Attachment</b>	350 kgf/cm <sup>2</sup>
<b>Power Boost</b>	370 kgf/cm <sup>2</sup>
<b>Travel</b>	360 kgf/cm <sup>2</sup>
<b>Swing</b>	300 kgf/cm <sup>2</sup>
<b>Pilot</b>	40 kgf/cm <sup>2</sup>

### HYDRAULIC CYLINDERS

<b>Boom 1</b>	2x Ø105 x Ø75 x 930 mm
<b>Boom 2</b>	1x Ø140 x Ø85 x 680 mm
<b>Arm</b>	1x Ø115 x Ø80 x 1120 mm
<b>Bucket</b>	1x Ø95 x Ø70 x 910 mm

## SWING SYSTEM

<b>Swing motor</b>	Fixed swashplate piston motor integrated with super shock absorber valve
<b>Reduction</b>	2 stage, planetary gear type
<b>Swing Brake</b>	Hydraulic disc type, pilot operated and automatically released
<b>Swing Speed</b>	13 rpm

## LOWER STRUCTURE (CHASSIS)

<b>Chassis</b>	Box shaped, reinforced lower chassis, front dozer blade and rear outriggers (stabilizers) as standard figures.
<b>Axles</b>	The pivot pin mounted front axle allows two options: 8° in each direction for best matching conditions, or could be locked at any desired position for perfect stability.
<b>Tires</b>	19,5 - R18 (Single tire) 10.00 - R20 (Double tire)

## ELECTRICAL SYSTEM

<b>Voltage</b>	24 V
<b>Battery</b>	2 x 12 V / 100 Ah
<b>Alternator</b>	28 V / 100 A
<b>Starter Motor</b>	24 V / 4 kW

## TRAVEL AND BRAKES

<b>Travel</b>	Fully hydrostatic
<b>Travel Motor</b>	Piston motor with variable displacement.
<b>Reduction</b>	Planetary gear system with 2 stages
<b>Travel Speed</b>	<b>High Speed</b> 33 km/h <b>Low Speed</b> 8,5 km/h
<b>Max. Traction</b>	7.634 kgf
<b>Gradeability</b>	28° (%53)
<b>Parking Brake</b>	Hydraulic, disc type with automatic warning
<b>Service Brake</b>	Fully hydraulically operating disc type brakes with spring return, independent for front and rear axles.

## FILLING CAPACITIES

<b>Fuel Tank</b>	245 L	<b>Engine Cooling System</b>	29,8 L
<b>Hydraulic Tank</b>	120 L	<b>Engine Oil</b>	16,2 L
<b>Hydraulic System</b>	210 L	<b>Urea</b>	20 L

## OPERATING WEIGHT (kg)

	Mono Boom	Two Pieces Boom
<b>HMK 150 W R</b>	16.300	16.750

## EQUIPMENT

## HMK 150 W R

Engine	Standard	Optional
Water cooled diesel engine with turbocharger and intercooler	●	
Engine pre-heat function	●	
Automatic idling	●	
One touch auto-idle system	●	
Automatic stop function	●	
Two-stage air filter	●	
Air filter clogged indicator	●	
Low engine pressure warning system	●	
Overheat warning system	●	
Adjustable power modes	●	
High altitude working function	●	
Electronical engine control	●	

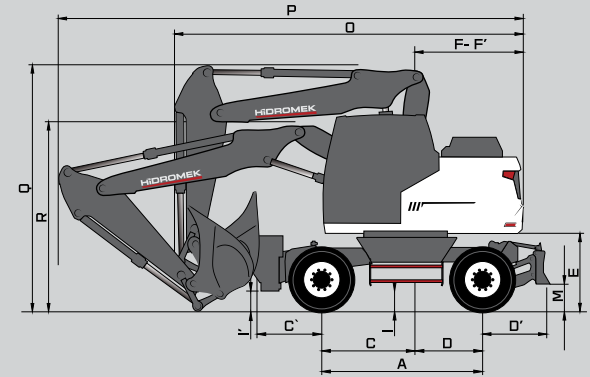
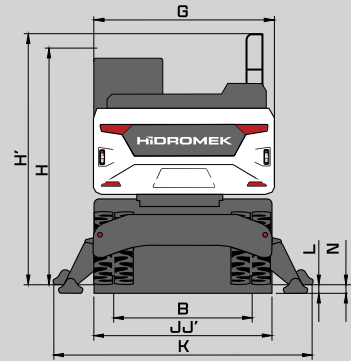
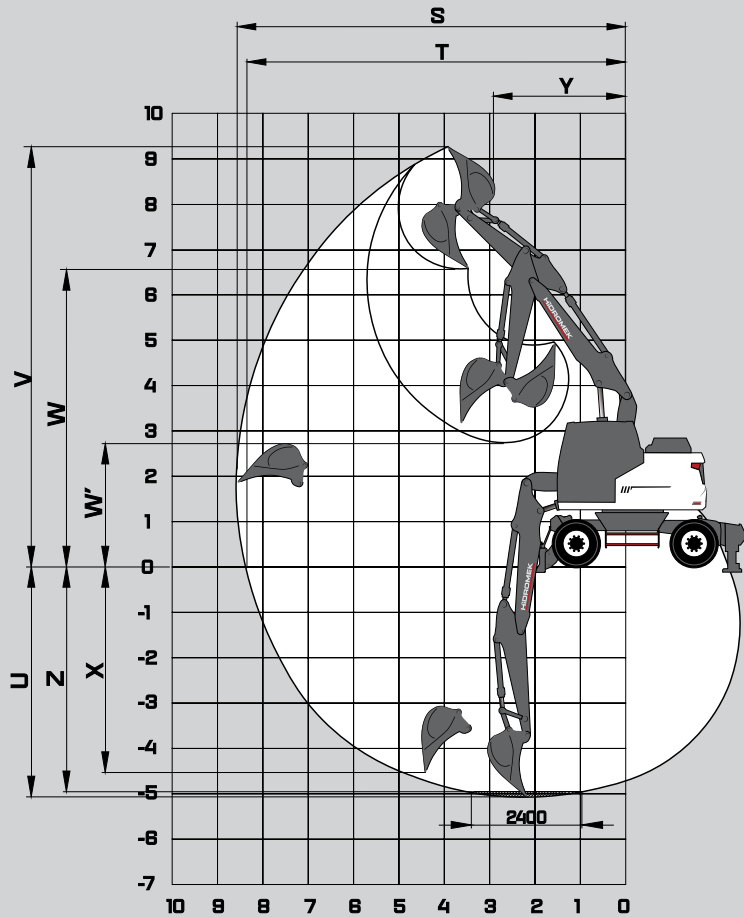
Hydraulic System	Standard	Optional
Boom and arm regeneration valve	●	
Automatic power boost	●	
Main hydraulic filter	●	
Backup ports (valve)	●	
Cylinder cushioning and contamination seals	●	
Single-acting hydraulic line, breaker		0
Double- acting hydraulic line, crusher		0
Additional line		0
Quick coupling line		0
Attachment settings through instrument panel		0

OPERATOR'S CAB	Standard	Optional
Pressurized and sound isolated cabin	●	
Air-conditioning	●	
Air-suspension seat	●	
Heated seat		0
Operator touch screen	●	
Opera control system	●	
Throttle control dial	●	
Automatic travel speed (low / high)	●	
4 different working modes	●	
Sliding windscreen and removable lower windscreen	●	
Openable left door window	●	
Upper and lower windshield wiper	●	
Joysticks and pedals	●	
Travel pedals and control levers	●	
Proportional controlled pedals and joysticks		0
Electric horn	●	
Intrerior light	●	
Cup-holder	●	
Convenient storage	●	
Convenient storage (for equipment)	●	
Heating & Cooling box	●	
Easy-cleaned floor	●	
12V power socket	●	
Computer connection port	●	
Radio / Mp3 / Usb / Aux	●	

Safety	Standard	Optional
ROPS (Roll Over Protective Structure)	●	
FOPS (Falling Object Protective Structure)	●	
Rear view camera	●	
Side view camera		0
Right and left rear view mirrors	●	
Working lamps	●	
LED working lamps		0
Rotating beacon		0
Swing and travel alarm		0
Emergency engine stop switch	●	
Pilot operated and automatically released swing brake	●	
Boom and arm cylinder safety valve		0
Overload warning system		0
Battery cut-off switch	●	
Handrails by the steps and on the upper frame	●	
Perforated metal non-slip plates	●	
Safety locking device	●	
Safety glass	●	
Emergency hammer	●	
Lockable fuel tank cover	●	
Upper and lower guards for windshield		0
Operator's cab ceiling guard		0

Miscellaneous	Standard	Optional
Telematic system (HIDROMEK Smartlink)		0
GEO System		0
Fuel transfer pump with automatic stop	●	
Water sensor on fuel pre-filter	●	
Bio oil B7	●	
Alternator - Battery	●	
Battery Charge Indicator	●	
Automatic lubrication system		0
Working lamp guards		0
Hydraulic breaker return line filter		0
Double pump combination function		0
Choosing single or double acting attachment on the instrument panel		0
Choosing the control method for the optional attachment		0
Boom cylinder piping guard		0
Bucket cylinder rod guard		0
Warning horn	●	
Counterweights		0

● STANDARD 0 OPTIONAL



### DIMENSIONS

		Mono Boom		Two Pieces Boom	
BOOM (m)		4,60		*4.80	
ARM (m)		2,30	2,60	*2,30	2,60
GENERAL DIMENSIONS (mm)	A) Axle Distance	2.600			
	B) Track Gauge	1.944			
	C) Swing-centre to Front Axle	1.500			
	C') Front overhang	1.055			
	D) Swing-centre to Rear Axle	1.100			
	D') Rear overhang	1.073			
	E) Counterweight clearance	1.270			
	F) Distance from center of swing to rear end	1.765			
	F') Tail Swing Radius	1.850			
	G) Overall Width of upperstructure	2.500			
	H) Overall height of cab	3.185			
	I) Minimum Ground Clearance, Outrigger	355			
	I') Minimum Ground Clearance	333			
	J) Overall Width tires	2.500			
	J') Overall width of Outrigger retract	2.550			
	K) Overall Width Outrigger extend	3.634			
	L) Max. Outrigger lower	122			
	M) Dozer Blade Ground Clearance	447			
	N) Max. Dozer Blade Lower	124			
	O) Overall Length / Travel	7.360	7.280	5.660	6.830
P) Overall Length / Transport	7.290	7.280	7.550	7.500	
Q) Boom Height / Travel	3.470	3.730	4.000	3.860	
R) Boom Height / Transport	3.400	3.570	3.080	3.230	
WORKING RANGES (mm)	S) Maximum Digging Reach	8.220	8.520	8.500	8.800
	T) Maximum Digging Reach at Ground Level	8.000	8.310	8.290	8.600
	U) Maximum Digging Depth	5.040	5.340	5.000	5.300
	V) Maximum Digging Height	8.760	9.000	9.200	9.460
	W) Maximum Dumping Height	6.240	6.470	6.640	6.890
	W') Minimum Dumping Height	2.540	2.250	2.790	2.500
	X) Maximum Vertical Digging Depth	4.560	4.860	4.340	4.670
	Y) Minimum Swing Radius	2.620	2.670	2.910	3.000
Z) Maximum Digging Depth (2440 mm level)	4.820	5.140	4.890	5.200	

\* Standard

## FORCES

		Mono Boom		Two Pieces Boom
BOOM (m)		4,60		*4,80
ARM (m)		2,30	2,60	*2,30
SAE	Bucket Digging Force	8.200		
	Bucket Digging Force (Power Boost)	8.700		
	Arm Crowd Force	6.900	6.300	6.600
	Arm Crowd Force (Power Boost)	7.500	6.900	7.000
ISO	Bucket Digging Force	9.500		
	Bucket Digging Force (Power Boost)	10.000		
	Arm Crowd Force	7.100	6.500	6.900
	Arm Crowd Force (Power Boost)	7.800	7.100	7.300

A- Material density less than 2.000 kg/m<sup>3</sup>  
 B- Material density less than 1.800 kg/m<sup>3</sup>  
 C- Material density less than 1.500 kg/m<sup>3</sup>  
 D- Material density less than 1.200 kg/m<sup>3</sup>

\* Standard

HEAVY DUTY

### STANDARD BUCKET



	Width	1.000 mm
	Capacity (SAE)	*0,6 m <sup>3</sup>
	Weight	525 kg
	Number of Teeth	4
ARM	*2,30 m	A
	2,60 m	A

### OPTIONAL BUCKET SELECTION SCHEME

General Purpose Bucket



600 mm	810 mm	890 mm	1000 mm	1145 mm
0,30 m <sup>3</sup>	0,45 m <sup>3</sup>	0,50 m <sup>3</sup>	0,60 m <sup>3</sup>	0,70 m <sup>3</sup>
360 kg	450 kg	490 kg	525 kg	570 kg
3	3	4	4	5
A	A	A	A	B
A	A	A	A	C

\* Standard

ATTACHMENTS

### QUICK COUPLER

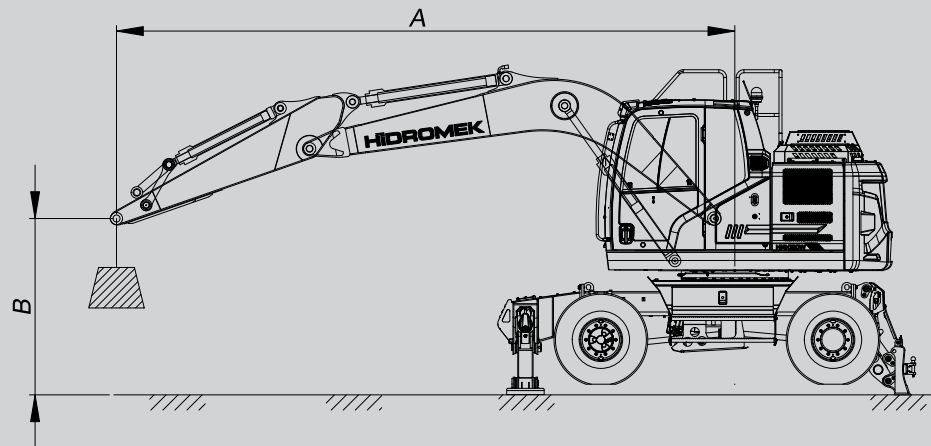


### CLEANING BUCKET































LIFTING CAPACITY (kg)											HMK 150 W R		
	Boom: 4,6 m		Arm: 2,3 m		Without bucket		Front Outrigger/ Rear Outrigger		D.A: 3100 kg		📍 : Front	📍 : Side	
A, m	1,5		3,0		4,5		6,0		7,5		Maximum Reach		
B, m	📍	📍	📍	📍	📍	📍	📍	📍	📍	📍	📍	📍	R, m
7,5											*4450	*4450	3.85
6,0					*4200	*4200					*3650	3050	5.50
4,5					*4650	4200	*4100	2650			*3450	2350	6.39
3,0			*8650	7250	*5800	3900	4000	2550			3250	2050	6.83
1,5					5950	3650	3850	2450			3100	1950	6.92
0 (Ground)			*7600	6350	5750	3500	3750	2350			3250	2050	6.66
-1,5	*6800	*6800	*11200	6350	5700	3450	3750	2350			3750	2350	6.02
-3,0			*9100	6550	5850	3550					5300	3250	4.83

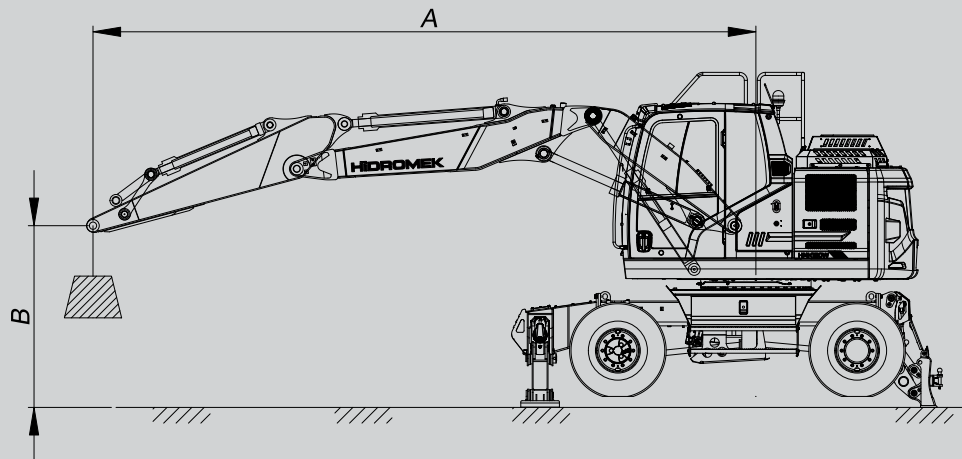
LIFTING CAPACITY (kg)											HMK 150 W R		
	Boom: 4,6 m		Arm: 2,6 m		Without bucket		Front Outrigger/ Rear Outrigger		D.A: 3100 kg		📍 : Front	📍 : Side	
A, m	1,5		3,0		4,5		6,0		7,5		Maximum Reach		
B, m	📍	📍	📍	📍	📍	📍	📍	📍	📍	📍	📍	📍	R, m
7,5											*3700	*3700	4.39
6,0											*3100	2750	5.88
4,5					*4300	4250	4100	2650			*2950	2200	6.71
3,0			*7850	7400	*5450	3950	4000	2550			*2950	1950	7.14
1,5			*7050	6600	5950	3650	3850	2400			2900	1850	7.22
0 (Ground)			*7600	6300	5750	3450	3750	2350			3050	1900	6.97
-1,5	*6100	*6100	*11450	6300	5700	3400	3700	2300			3450	2150	6.36
-3,0	*11000	*11000	*9700	6450	5750	3500					4600	3850	5.26





LIFTING CAPACITY (kg)										HMK 150 W R 2P BOOM			
	Boom: 4,80 m		Arm: 2,3 m		Bucket: 0.6 m <sup>3</sup>		Front Outrigger/ Rear Outrigger		D.A: 3100 kg		 : Front  : Side		
A, m	1,5		3,0		4,5		6,0		7,5		Maximum Reach		
B, m													R, m
7,5											*3000	*3000	4.81
6,0							*3150	*3150			*2600	*2600	6.20
4,5					*3350	*3350	*3300	*3300			*2500	*2500	7.00
3,0			*6750	*6750	*4550	*4550	*3800	3600			*2550	2500	7.40
1,5			*6300	*6300	*5850	5450	*4400	3450			*2800	2400	7.48
0 (Ground)			*6800	*6800	*6800	5200	*4900	3300			*3200	2500	7.25
-1,5			*10350	*10350	*7100	5100	*5100	3250			*4050	2800	6.66
-3,0					*6600	5200					*4900	3700	5.62

LIFTING CAPACITY (kg)										HMK 150 W R 2P BOOM			
	Boom: 4,80 m		Arm: 2,6 m		Bucket: 0.6 m <sup>3</sup>		Front Outrigger/ Rear Outrigger		D.A: 3100 kg		 : Front  : Side		
A, m	1,5		3,0		4,5		6,0		7,5		Maximum Reach		
B, m													R, m
7,5											*2500	*2500	5.34
6,0							*2850	*2850			*2200	*2200	6.61
4,5							*3000	*3000			*2100	*2100	7.36
3,0			*5900	*5900	*4200	*4200	*3550	*3550			*2150	*2150	7.75
1,5			*7650	*7650	*5550	5500	*4200	3450			*2300	2200	7.82
0 (Ground)			*6650	*6650	*6600	5200	*4800	3300			*2600	2300	7.60
-1,5	*4850	*4850	*9400	*9400	*7050	5100	*5050	3250			*3200	2550	7.05
-3,0			*10350	*10350	*6750	5150	*4650	3300			*4500	2350	6.07



# HIDROMEK®

## HEAD OFFICE

**Address:** Ahi Evran OSB Mahallesi,  
Osmanlı Caddesi, No:1, 06935  
Sincan-ANKARA/TURKEY

**Phone** : +90 312 267 12 60

**Fax** : +90 312 267 12 39

**E-mail:** export@hidromek.com.tr

## AFTER SALES SERVICE

**Address:** İstanbul Yolu 17. Km,  
Şehit Osman Avcı Mahallesi,  
No: 479, Etimesgut-ANKARA/TURKEY

**Phone** : +90 312 280 87 40

**Fax** : +90 312 280 87 48

## HIDROMEK® WEST

### HIDROMEK MAQUINARIA DE CONSTRUCCION ESPAÑA S.L.

**Address:** Avenida Del Progres 7 08840 –  
Viladecans Barcelona/ SPAIN

**Phone** : +34 93 638 84 65

**E-mail** : info@hidromek.es

## HIDROMEK® JAPAN

**Address:** 5-10, Hashimoto 6-chome,  
Midori-Ku, Sagamihara,  
Kanagawa, 252-0143 JAPAN

**Phone** : +81 42 703 0261

**Fax** : +81 42 703 0262

## HIDROMEK® RUS

**Address:** 72, Zhivopisnaya str, Building A,  
village Oktyabrskiy,  
Krasnodar, 350032, RUSSIA

**Phone** : +7 861 290 3007

**E-mail** : info@hidromek.ru

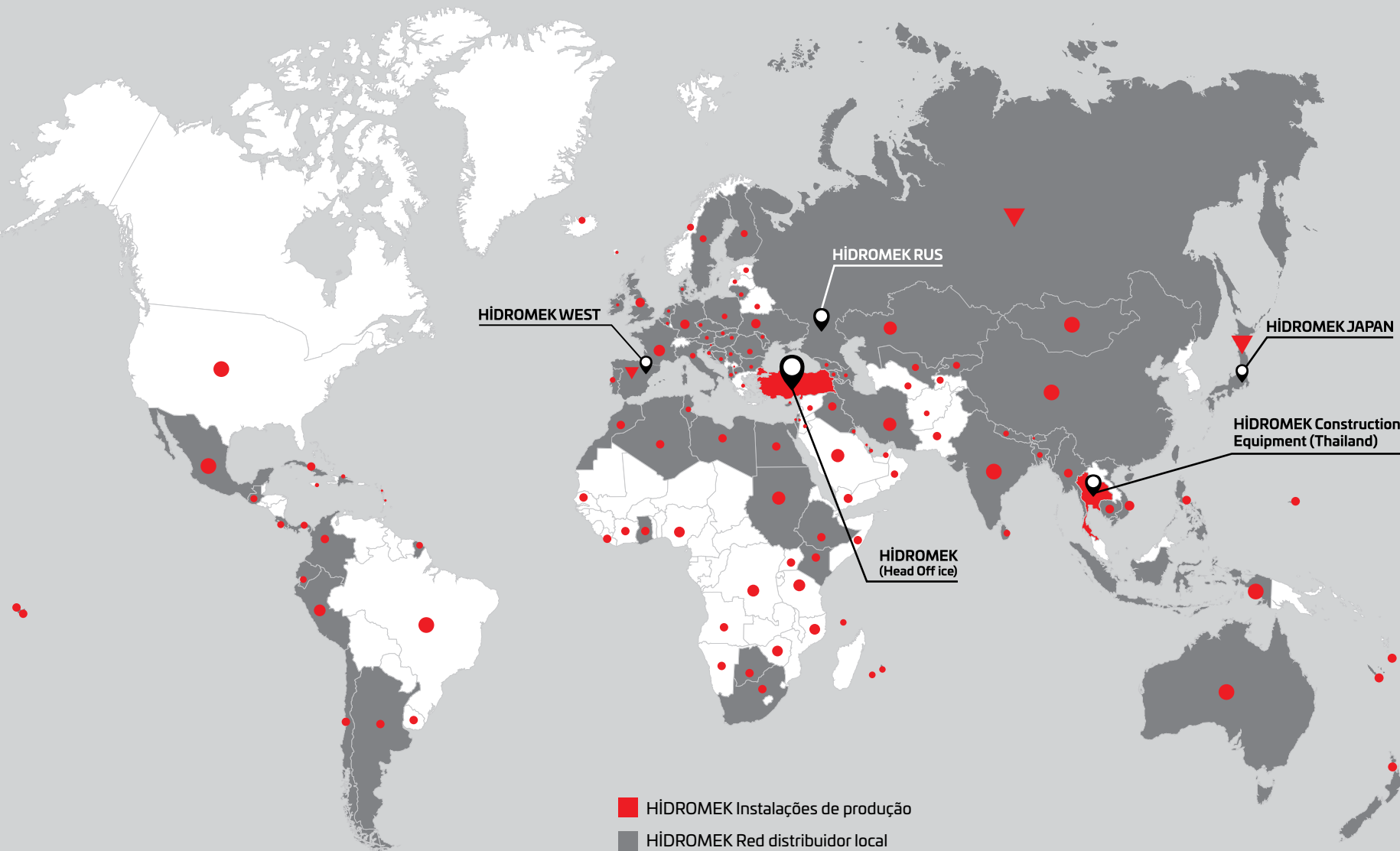
## HIDROMEK® HCE

### HIDROMEK Construction Equipment (Thailand) Ltd.

**Address:** Amata City Chonburi Industrial Estate Phase 7,  
No. 700/669 Moo 1, T.Phanthong,  
A.Phanthong, Chonburi 20160, TAYLAND

**Phone** : +66 38 447 349

**Fax** : +66 38 447 355



- HÍDROMEK Instalações de produção
- HÍDROMEK Red distribuidor local
- ▼ HÍDROMEK Puntos internacionales de vendas y posvenda
- Países com HÍDROMEK maquinas funcionando o trabalhando

# HIDROMEK®

Together Stronger

[www.hidromek.com](http://www.hidromek.com)

[f hidromek.tr](https://www.facebook.com/hidromek.tr) [t Hidromek](https://twitter.com/Hidromek) [i hidromekofficial](https://www.instagram.com/hidromekofficial) [y HidromekTv](https://www.youtube.com/HidromekTv) [in company/hidromek](https://www.linkedin.com/company/hidromek)

ENG - JULY 2022 / 010722 - V

